

TIMELINE

TIPOLOGIA ANTE

ANTA TELAIO 47mm framed door 47 mm




ANTA TELAIO 47mm CON VETRO O RETE framed door 47 mm with glass and wire mesh



54 vetro trasparent
trasparente



55 vetro bronze mirror
riflettente



56 wire mesh
rete metallica

ANTA PROFILO CON MANIGLIA INTEGRATA thin frame door with integrated handle



anta profilo con maniglia nello stesso colore dell'anta
thin frame door with integrated handle in same colour




anta profilo con maniglia in contrasto con l'anta
thin frame door with integrated handle in contrast




anta profilo con maniglia acciaio blackened.
thin frame door with integr. handle in blackened st. steel

NB: Di serie la maniglia viene fornita nello stesso colore dell'anta. su richiesta può essere fornita in uno dei colori laccati, legno o in acciaio blackened, satinato o lucido.
Please note: As a standard, the handle is in the same colour of the door. Upon request, the handle can be in one of the lacquered colours, wood or in st. steel blackened, satin or glossy.

COLORI LACCATI OPACHI E LUCIDI lacquered colours matt & high gloss



T01 laccato pieno opaco bianco




T03 laccato pieno opaco canapa



T04 laccato pieno opaco rosso falun



T05 laccato pieno opaco grigio perla



T11 laccato pieno lucido bianco



T13 laccato pieno lucido canapa



T14 laccato pieno lucido rosso falun



T15 laccato pieno lucido grigio perla

ANTA PROFILO VETRO thin frame door with glass




51 vetro trasparent
trasparente



52 vetro bronze mirror
riflettente

COLORI LACCATI OPACHI lacquered colours matt



T01 laccato pieno opaco bianco



T03 laccato pieno opaco canapa



T04 laccato pieno opaco rosso falun



T05 laccato pieno opaco grigio perla

COLORI LEGNO wood veneer colours (matt)



T21 cerused white finish



T22 charcoal grey



T23 tobacco



T24 whitened light walnut

COLORI LEGNO wood veneer colours (matt)



T21 cerused white finish



T22 charcoal grey




T23 tobacco




T24 whitened light walnut


ANTA LISCIA
slab door



COLORI LACCATI OPACHI E LUCIDI
lacquered colours matt & high gloss



T01 laccato pieno opaco bianco



T03 laccato pieno opaco canapa



T04 laccato pieno opaco rosso falun



T05 laccato pieno opaco grigio perla



T11 laccato pieno lucido bianco



T13 laccato pieno lucido canapa



T14 laccato pieno lucido rosso falun



T15 laccato pieno lucido grigio perla

COLORI LEGNO
wood veneer colours (matt)



T21 cerused white finish



T22 charcoal grey



T23 tabacco



T24 whitened light walnut

ANTA TELAIO 70mm CON VETRO O RETE misure disponibili: 1.45 h.132 / 1.60 h.132
framed door 47 mm with glass and wire mesh available w.45 h.132 / w.60 h.132



57 vetro trasparente




58 vetro bronze mirror riflettente




59 wire mesh rete metallica

COLORI LACCATI OPACHI E LUCIDI
lacquered colours matt & high gloss



T01 laccato pieno opaco bianco



T03 laccato pieno opaco canapa



T04 laccato pieno opaco rosso falun



T05 laccato pieno opaco grigio perla



T11 laccato pieno lucido bianco



T13 laccato pieno lucido canapa



T14 laccato pieno lucido rosso falun



T15 laccato pieno lucido grigio perla

ANTA ACCIAIO LISCIA
st. steel slab door



AC1 finitura satinata




AC2 finitura lucida



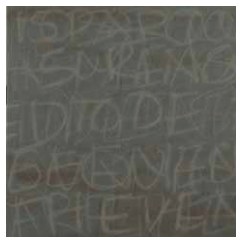
AC8 finitura blackened

MANIGLIE
handles




maniglia Elite L. 200


ANTA DIPINTA DALL' ARTISTA MURRAY DUNCAN
door painted by artist Murray Duncan



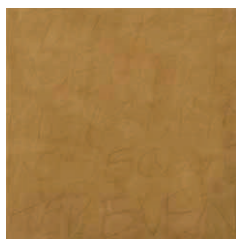
T31 anta words 1 sfondo gold and grey
consigliato in abbinamento a cerused white finish.
Undertone gold and grey suggested with cerused white finish




T32 anta words 2 sfondo carbon grey
consigliato in abbinamento a charcoal grey e tabacco.
Undertone carbon grey suggested with charcoal grey and tabacco



T33 anta words 3 sfondo bronze
consigliato in abbinamento a whitened light walnut.
Undertone bronze suggested with whitened walnut.



T34 anta words 4 sfondo golden topaz
consigliato in abbinamento a charcoal grey.
Undertone golden topaz suggested with charcoal grey



T35 anta words 5 sfondo light grey
consigliato in abbinamento a charcoal grey e tabacco.
Undertone light grey suggested with charcoal grey and tabacco.



T36 anta portraits sfondo ash grey
consigliato in abbinamento a charcoal grey e tabacco.
Undertone ash grey suggested with charcoal grey and tabacco.



maniglia Curve int. 128 - 224 - 640



maniglia Luxe int. 64 - 224

NB: I "Temi" qui sopra riportati sono puramente indicativi, in quanto l'artista rimane libero di esprimere la sua creatività
Please Note: the "themes" here above are just a rough guidance. The artist will remain free to express his creativity

TIMELINE AT HOME



Legno charcoal grey T22 - laccato pieno lucido bianco T11/ acciaio satinato AC1



TIMELINE CASE STUDIES



legno cerused white finish T21, laccato pieno lucido bianco T11 words1 con sfondo gold and grey T31

